



ASBK.COM.AU f t i y

## Round 3 : Winton Motor Raceway : April 28 - 30

### YAMAHA R3 CUP

### Qualifying 2

Date: 29/04/17  
 Event: Q10  
 Weather: Partly cloudy - 19.0C  
 Track: Dry - Temp: 23.4C

Started at: 14:27:09  
 Laps: 20 Min  
 Starters: 17  
 Printed at: 14:53

### PROVISIONAL CLASSIFICATION

Pos	No	Gr	Name	Machine	Fastest Lap	On Lap	Behind Prev	Behind Leader	Top Speed
1	37	J	Jack MAHAFFY (VIC) / JDS Moto / JTL Insurance / Eastern Security Doors / TelMe Fleet / Signpro	Yamaha YZF-R3	1:33.393	9 of 9			159
2	71	J	Tommy EDWARDS (NSW) / Alpinestars / Yamaha Aust. / Repsol / Bell / Dunlop / Nautical Pools	Yamaha YZF-R3	1:34.641	9 of 13	1.248	1.248	156
3	20		Hunter FORD (NSW) / O Fox / City Coast M-cycles / MV Agusta Parramatta / Earmold / RST	Yamaha YZF-R3	1:34.731	7 of 11	.090	1.338	158
4	23		Corey BRIFFA (NSW) / Alex Cudlin M-sports / St. Phillip Christian College Cessnock / Eastcoast	Yamaha YZF-R3	1:34.892	9 of 9	.161	1.499	158
5	24	J	Ben BRAMICH (VIC) / Ron Angel Classic Racing / Nolan Helmets / Ricondi / Whinner M-cycles	Yamaha YZF-R3	1:34.970	8 of 13	.078	1.577	160
6	42	C	Jack PASSFIELD (NSW) / Stay Upright / GASD Suspension / D Moto / Valley Fitness / Link Internl.	Yamaha YZF-R3	1:35.011	12 of 13	.041	1.618	157
7	151	J	Locky TAYLOR (QLD) / Locky Taylor Racing / LKI Brand / Fitness2Podium / Perth Hydrographics	Yamaha YZF-R3	1:36.402	11 of 12	1.391	3.009	155
8	152	D	Dan THOMAS (NSW) / LTR Honda / Inglis Plumbing / Marriott's Smash Repair / S'moto Armidale	Yamaha YZF-R3	1:36.991	5 of 8	.589	3.598	153
9	34		Boyd HOCKING (VIC) / DPH Motorsport Yamaha	Yamaha YZF-R3	1:37.192	9 of 9	.201	3.799	155
10	13		Andrew HANNAN (VIC) / Ringwood Automatics	Yamaha YZF-R3	1:37.738	10 of 12	.546	4.345	153
11	28	C	Tayla RELPH (QLD) / North Star Yamaha / Motorcycle Sportsmen / Pirelli / MotoNational Access.	Yamaha YZF-R3	1:38.782	4 of 11	1.044	5.389	154
12	31		Chris DOBIE (NSW) / AMCN / Pirelli / YMF / Fred Gassit Yukkarn	Yamaha YZF-R3	1:41.590	7 of 8	2.808	8.197	146
13	11		Chris BALEN (NSW)	Yamaha YZF-R3	1:41.739	5 of 8	.149	8.346	155
14	96	D	Jake BRETT (NSW) / Bikebiz / Intune Automotive / Dunlop	Yamaha YZF-R3	1:43.177	5 of 5	1.438	9.784	149
15	70	J	Troy RYAN (NSW) / Taree Motorcycles	Yamaha YZF-R3	1:43.551	9 of 12	.374	10.158	156
16	27		Mark BOTTOMLEY (VIC)	Yamaha YZF-R3	1:47.073	9 of 11	3.522	13.680	143
17	65	C	Jonah SITA (WA) / Flashpoint Motosport	Yamaha YZF-R3	1:48.396	5 of 8	1.323	15.003	152

New best lap for R3 class - Previous: 1:34.796 by Tommy EDWARDS (NSW) on a Yamaha YZF-R3 set on 28/04/17

The results are provisional until the end of the time limit for protests and appeals.

*Scott Laing*  
 Chief Time Keeper - Scott Laing

*Tom Williams*  
 Clerk of Course - Tom Williams



Computime Race Timing Systems Pty Ltd © 1996  
 Licensed to Computime Race Timing Systems

[www.computime.com.au](http://www.computime.com.au)

COMPUTIME RACE TIMING SYSTEMS PTY LTD





ASBK.COM.AU f t i y

# Round 3 : Winton Motor Raceway : April 28 - 30

## YAMAHA R3 CUP

### Qualifying 2

Date: 29/04/17  
 Event: Q10  
 Weather: Partly cloudy - 19.0C  
 Track: Dry - Temp: 23.4C

Started at: 14:27:09  
 Laps: 20 Min  
 Starters: 17  
 Printed at: 14:53

### PROVISIONAL LAP TIMES

No	Name	Lap 1	Lap 2	Lap 3	Lap 4	Lap 5	Lap 6	Lap 7	Lap 8	Lap 9	Lap 10
11	Chris BALEN (NSW)	1:51.619	1:43.851	1:42.631	1:42.194	<u>1:41.739</u>	2:47.780	2:01.428	1:42.506		
13	Andrew HANNAN (VIC)	1:50.469	1:40.983	1:39.540	1:39.324	1:38.270	1:38.483	1:40.247	1:39.310	1:38.460	<u>1:37.738</u>
		10	1:38.418	1:40.200							
20	Hunter FORD (NSW)	1:43.794	1:37.661	1:36.872	1:35.720	1:35.472	1:34.915	<u>1:34.731</u>	1:35.505	1:34.977	1:35.358
		10	1:35.685								
23	Corey BRIFFA (NSW)	1:46.682	1:37.372	1:35.881	1:36.332	1:39.622	1:36.850	1:35.048	<u>1:34.892</u>		
24	Ben BRAMICH (VIC)	1:47.439	1:37.961	1:36.809	1:36.828	1:37.710	1:36.175	1:36.284	<u>1:34.970</u>	1:36.868	1:36.523
		10	1:35.541	1:35.387	1:35.144						
27	Mark BOTTOMLEY (VIC)	2:04.586	1:53.488	1:50.885	1:50.913	1:50.285	1:51.461	1:49.238	1:48.616	<u>1:47.073</u>	1:48.273
		10	1:47.783								
28	Tayla RELPH (QLD)	1:47.465	1:40.734	1:39.751	<u>1:38.782</u>	1:39.868	1:39.978	1:40.069	1:38.959	1:40.557	3:21.205
		10	1:47.915								
31	Chris DOBIE (NSW)	1:50.593	1:43.034	1:42.923	1:42.191	1:42.239	1:41.904	<u>1:41.590</u>	1:41.980		
34	Boyd HOCKING (VIC)	1:57.881	1:37.673	1:37.355	1:37.720	1:37.205	1:37.745	2:04.058	2:00.972	<u>1:37.192</u>	
37	Jack MAHAFFY (VIC)	1:49.937	1:35.309	1:33.940	1:34.902	3:01.334	1:45.636	1:34.468	1:34.173	<u>1:33.393</u>	
42	Jack PASSFIELD (NSW)	1:44.867	1:37.944	1:36.417	1:35.021	1:40.081	1:36.264	1:37.266	1:35.431	1:37.422	1:35.643
		10	1:37.096	<u>1:35.011</u>	1:35.874						
65	Jonah SITA (WA)	1:59.458	1:51.061	1:49.068	1:49.151	<u>1:48.396</u>	1:50.066	1:49.524	1:50.576		
70	Troy RYAN (NSW)	1:53.070	1:44.908	1:44.633	1:44.325	1:45.094	1:46.123	1:44.611	1:43.904	<u>1:43.551</u>	1:44.883
		10	1:44.365	1:44.271							
71	Tommy EDWARDS (NSW)	1:45.145	1:37.511	1:37.951	1:35.513	1:38.271	1:36.097	1:35.772	1:36.132	<u>1:34.641</u>	1:39.043
		10	1:37.510	1:34.812	1:36.537						
96	Jake BRETT (NSW)	1:51.411	1:53.962	1:43.647	1:43.870	<u>1:43.177</u>					
151	Locky TAYLOR (QLD)	1:48.003	1:38.782	1:37.480	1:37.240	1:37.193	1:37.323	1:37.187	1:36.405	1:39.071	1:38.048
		10	<u>1:36.402</u>	1:36.553							
152	Dan THOMAS (NSW)	1:47.601	1:38.306	1:37.746	1:37.884	<u>1:36.991</u>	1:54.633	1:37.402	1:37.107		

The results are provisional until the end of the time limit for protests and appeals.

*Spott Laing*  
 Chief Time Keeper - Spott Laing

*Tom Williams*  
 Clerk of Course - Tom Williams



Computime Race Timing Systems Pty Ltd © 1996  
 Licensed to Computime Race Timing Systems

[www.computime.com.au](http://www.computime.com.au)

COMPUTIME RACE TIMING SYSTEMS PTY LTD



ASBK.COM.AU f t i y

# Round 3 : Winton Motor Raceway : April 28 - 30

## YAMAHA R3 CUP

### Qualifying 2

Date: 29/04/17  
 Event: Q10  
 Weather: Partly cloudy - 19.0C  
 Track: Dry - Temp: 23.4C

Started at: 14:27:09  
 Laps: 20 Min  
 Starters: 17  
 Printed at: 14:53

### PROVISIONAL SPLIT TIMES

Lap	Split 1	Split 2	Split 3	Split 4	Lap Time	Spd	Lap	Split 1	Split 2	Split 3	Split 4	Lap Time	Spd
<b>11 Chris BALEN (NSW) (13th)</b>							<b>23 Corey BRIFFA (NSW) (4th)</b>						
1	20.330	17.768	38.123	35.398	1:51.619 P		1	18.719	17.409	37.377	33.177	1:46.682 P	
2	14.449	17.746	36.689	34.967	1:43.851	151	2	13.831	16.113	34.021	33.407	1:37.372	158
3	14.371	17.416	36.011	34.833	1:42.631	153	3	13.740	16.123	33.259	32.759	1:35.881	157
4	14.291	<u>17.177</u>	35.932	34.794	1:42.194	153	4	13.498	15.810	33.280	33.744	1:36.332	156
5	14.334	17.219	<u>35.712</u>	34.474	<u>1:41.739</u>	153	5	<u>13.348</u>	16.783	36.000	33.491	1:39.622	158
6	14.409	17.210	1:03.188	1:12.973	2:47.780	153	6	13.361	16.502	34.558	<u>32.429</u>	1:36.850	156
7	33.178	17.509	36.116	34.625	2:01.428 P		7	13.354	16.050	<u>33.092</u>	32.455	1:34.951	158
8	<u>14.249</u>	17.188	36.841	<u>34.228</u>	1:42.506	155	8	13.397	15.847	<u>33.300</u>	32.504	1:35.048	157
							9	13.454	<u>15.712</u>	33.106	32.620	<u>1:34.892</u>	155
<b>13 Andrew HANNAN (VIC) (10th)</b>							<b>24 Ben BRAMICH (VIC) (5th)</b>						
1	18.361	18.524	37.786	35.798	1:50.469 P		1	18.794	17.547	36.966	34.132	1:47.439 P	
2	14.092	16.636	35.737	34.518	1:40.983	152	2	13.820	16.335	34.640	33.166	1:37.961	155
3	14.277	16.688	34.750	33.825	1:39.540	152	3	13.609	16.163	34.000	33.037	1:36.809	158
4	13.877	16.486	35.022	33.939	1:39.324	152	4	13.535	16.004	34.208	33.081	1:36.828	160
5	13.905	16.452	34.493	33.420	1:38.270	153	5	13.638	16.101	34.727	33.244	1:37.710	154
6	13.816	16.487	34.620	33.560	1:38.483	151	6	13.624	16.175	33.685	32.691	1:36.175	157
7	14.214	17.190	35.330	33.513	1:40.247	151	7	13.536	16.301	33.621	32.826	1:36.284	158
8	13.838	16.387	35.118	33.967	1:39.310	151	8	13.457	<u>15.821</u>	33.315	<u>32.377</u>	<u>1:34.970</u>	160
9	<u>13.713</u>	16.266	34.601	33.880	1:38.460	152	9	13.616	16.188	34.352	32.712	1:36.868	159
10	13.831	<u>16.199</u>	34.343	33.365	<u>1:37.738</u>	151	10	13.655	15.891	33.420	33.557	1:36.523	157
11	14.288	16.284	34.587	<u>33.259</u>	1:38.418	151	11	<u>13.445</u>	16.033	<u>33.284</u>	32.779	1:35.541	160
12	13.771	16.324	<u>34.331</u>	35.774	1:40.200	151	12	13.571	15.983	33.383	32.450	1:35.387	156
<b>20 Hunter FORD (NSW) (3rd)</b>							<b>27 Mark BOTTOMLEY (VIC) (16th)</b>						
1	18.968	16.687	34.082	34.057	1:43.794 P		1	21.250	21.459	43.258	38.619	2:04.586 P	
2	13.603	15.870	34.998	33.190	1:37.661	154	2	15.838	19.278	39.814	38.558	1:53.488	141
3	13.976	16.101	33.419	33.376	1:36.872	152	3	15.599	18.703	38.655	37.928	1:50.885	138
4	<u>13.333</u>	15.900	33.497	32.990	1:35.720	152	4	15.718	18.915	38.498	37.782	1:50.913	140
5	13.415	15.863	33.228	32.966	1:35.472	153	5	15.584	18.803	38.250	37.648	1:50.285	139
6	13.477	16.023	<u>32.947</u>	32.468	1:34.915	153	6	15.856	19.800	38.150	37.655	1:51.461	140
7	13.426	15.905	33.055	<u>32.345</u>	<u>1:34.731</u>	158	7	15.596	18.728	37.983	36.931	1:49.238	142
8	13.456	16.171	33.317	32.561	1:35.505	157	8	15.320	18.387	38.683	<u>36.226</u>	1:48.616	142
9	13.435	<u>15.739</u>	33.112	32.691	1:34.977	151	9	<u>14.960</u>	18.153	<u>37.329</u>	36.631	<u>1:47.073</u>	143
10	13.445	16.032	33.191	32.690	1:35.358	152							
11	13.673	15.949	33.283	32.780	1:35.685	153							

*Scott Laing*  
 Chief Time Keeper - Scott Laing

*Tom Williams*  
 Clerk of Course - Tom Williams



Computime Race Timing Systems Pty Ltd © 1996  
 Licensed to Computime Race Timing Systems

[www.computime.com.au](http://www.computime.com.au)

COMPUTIME RACE TIMING SYSTEMS PTY LTD





ASBK.COM.AU f t i y

# Round 3 : Winton Motor Raceway : April 28 - 30

## YAMAHA R3 CUP

### Qualifying 2

Date: 29/04/17  
 Event: Q10  
 Weather: Partly cloudy - 19.0C  
 Track: Dry - Temp: 23.4C

Started at: 14:27:09  
 Laps: 20 Min  
 Starters: 17  
 Printed at: 14:53

### PROVISIONAL SPLIT TIMES

Lap	Split 1	Split 2	Split 3	Split 4	Lap Time	Spd	Lap	Split 1	Split 2	Split 3	Split 4	Lap Time	Spd
10	16.405	<u>17.994</u>	37.625	36.249	1:48.273	132	<b>37 Jack MAHAFFY (VIC) (1st)</b>						
11	15.061	18.239	37.516	36.967	1:47.783	142	1	20.476	18.176	36.261	35.024	1:49.937 P	
							2	13.355	16.155	33.343	32.456	1:35.309	154
							3	13.029	15.880	32.878	32.153	1:33.940	159
<b>28 Tayla RELPH (QLD) (11th)</b>							4	<u>12.968</u>	15.728	33.930	32.276	1:34.902	159
1	18.511	17.939	36.063	34.952	1:47.465 P		5	13.996	17.375	35.529	1:54.434	3:01.334	150
2	14.326	16.932	35.181	34.295	1:40.734	152	6	18.945	19.054	34.602	33.035	1:45.636 P	
3	14.156	16.636	34.836	34.123	1:39.751	152	7	13.272	15.948	32.809	32.439	1:34.468	153
4	<u>13.971</u>	<u>16.542</u>	<u>34.455</u>	33.814	<u>1:38.782</u>	152	8	13.090	15.733	33.170	32.180	1:34.173	155
5	14.057	16.720	34.901	34.190	1:39.868	152	9	13.081	<u>15.699</u>	<u>32.594</u>	<u>32.019</u>	<u>1:33.393</u>	155
6	14.426	16.813	34.836	33.903	1:39.978	151							
7	14.323	16.947	34.732	34.067	1:40.069	151	<b>42 Jack PASSFIELD (NSW) (6th)</b>						
8	14.054	16.585	34.542	<u>33.778</u>	1:38.959	152	1	18.032	17.718	35.836	33.281	1:44.867 P	
9	14.310	16.960	34.857	34.430	1:40.557	152	2	13.562	16.329	34.633	33.420	1:37.944	155
10	14.239	16.768	36.326	2:13.872	3:21.205	154	3	13.578	16.627	33.274	32.938	1:36.417	156
11	18.294	17.735	36.065	35.821	1:47.915 P		4	13.345	15.896	<u>32.852</u>	32.928	1:35.021	155
							5	13.509	17.104	35.583	33.885	1:40.081	154
<b>31 Chris DOBIE (NSW) (12th)</b>							6	13.853	16.217	33.346	32.848	1:36.264	155
1	19.866	18.711	36.411	35.605	1:50.593 P		7	13.481	16.788	33.449	33.548	1:37.266	154
2	14.534	17.603	35.872	35.025	1:43.034	144	8	13.362	16.069	33.050	32.950	1:35.431	154
3	14.468	17.374	35.728	35.353	1:42.923	146	9	13.466	16.294	34.283	33.379	1:37.422	155
4	14.349	17.201	35.534	35.107	1:42.191	144	10	13.431	16.009	33.474	32.729	1:35.643	156
5	14.430	17.290	35.421	35.098	1:42.239	144	11	13.280	<u>15.861</u>	33.628	34.327	1:37.096	155
6	<u>14.299</u>	17.304	35.254	35.047	1:41.904	146	12	13.285	15.984	33.114	<u>32.628</u>	<u>1:35.011</u>	156
7	14.436	<u>17.149</u>	<u>35.069</u>	34.936	<u>1:41.590</u>	144	13	<u>13.244</u>	16.099	33.533	32.998	1:35.874	157
8	14.478	17.266	35.345	<u>34.891</u>	1:41.980	143							
<b>34 Boyd HOCKING (VIC) (9th)</b>							<b>65 Jonah SITA (WA) (17th)</b>						
1	18.637	18.001	47.497	33.746	1:57.881 P		1	19.744	20.012	41.590	38.112	1:59.458 P	
2	13.845	16.583	34.109	33.136	1:37.673	154	2	15.144	18.440	40.519	36.958	1:51.061	152
3	13.909	16.466	34.054	32.926	1:37.355	155	3	15.013	<u>18.148</u>	39.130	36.777	1:49.068	150
4	13.876	16.568	34.150	33.126	1:37.720	155	4	15.243	18.479	38.854	36.575	1:49.151	150
5	<u>13.745</u>	<u>16.447</u>	34.035	32.978	1:37.205	154	5	<u>14.894</u>	18.357	<u>38.759</u>	<u>36.386</u>	<u>1:48.396</u>	150
6	13.807	16.581	34.129	33.228	1:37.745	153	6	15.274	18.567	39.015	37.210	1:50.066	151
7	13.848	20.385	51.422	38.403	2:04.058	154	7	15.134	18.519	39.048	36.823	1:49.524	150
8	21.228	21.417	44.727	33.600	2:00.972	106	8	15.303	18.606	40.042	36.625	1:50.576	148
9	13.817	16.495	<u>34.011</u>	<u>32.869</u>	<u>1:37.192</u>	153							

*Scott Laing*  
 Chief Time Keeper - Scott Laing

*Tom Williams*  
 Clerk of Course - Tom Williams



Computime Race Timing Systems Pty Ltd © 1996  
 Licensed to Computime Race Timing Systems

[www.computime.com.au](http://www.computime.com.au)

COMPUTIME RACE TIMING SYSTEMS PTY LTD



ASBK.COM.AU f t i y

# Round 3 : Winton Motor Raceway : April 28 - 30

## YAMAHA R3 CUP

### Qualifying 2


Date: 29/04/17  
 Event: Q10  
 Weather: Partly cloudy - 19.0C  
 Track: Dry - Temp: 23.4C


Started at: 14:27:09  
 Laps: 20 Min  
 Starters: 17  
 Printed at: 14:53

### PROVISIONAL SPLIT TIMES

Lap	Split 1	Split 2	Split 3	Split 4	Lap Time	Spd	Lap	Split 1	Split 2	Split 3	Split 4	Lap Time	Spd
<b>70 Troy RYAN (NSW) (15th)</b>							2	20.956	19.748	37.390	35.868	1:53.962	147
1	20.382	18.453	37.877	36.358	1:53.070 P		3	14.394	<u>17.430</u>	36.458	35.365	1:43.647	148
2	<u>14.437</u>	17.699	37.335	35.437	1:44.908	156	4	<u>14.294</u>	17.650	36.456	35.470	1:43.870	149
3	14.777	17.716	36.802	35.338	1:44.633	152	5	14.589	17.535	<u>35.897</u>	<u>35.156</u>	<u>1:43.177</u>	148
4	14.637	17.642	36.804	35.242	1:44.325	153	<b>151 Locky TAYLOR (QLD) (7th)</b>						
5	14.498	17.763	37.228	35.605	1:45.094	153	1	21.326	16.779	35.047	34.851	1:48.003 P	
6	14.793	18.491	37.600	35.239	1:46.123	152	2	13.949	16.407	34.084	34.342	1:38.782	153
7	14.549	17.996	37.132	34.934	1:44.611	152	3	13.836	16.339	34.060	33.245	1:37.480	153
8	14.597	17.603	36.692	35.012	1:43.904	152	4	13.979	16.388	33.684	33.189	1:37.240	154
9	14.645	<u>17.504</u>	<u>36.593</u>	<u>34.809</u>	<u>1:43.551</u>	152	5	13.751	16.287	33.962	33.193	1:37.193	155
10	14.872	17.909	37.000	35.102	1:44.883	153	6	14.087	16.326	33.896	33.014	1:37.323	154
11	15.009	17.565	36.808	34.983	1:44.365	152	7	13.988	16.300	33.809	33.090	1:37.187	155
12	14.807	17.770	36.651	35.043	1:44.271	152	8	<u>13.743</u>	16.182	33.711	32.769	1:36.405	155
<b>71 Tommy EDWARDS (NSW) (2nd)</b>							9	13.888	16.734	34.880	33.569	1:39.071	154
1	17.950	17.401	36.232	33.562	1:45.145 P		10	13.855	16.265	34.788	33.140	1:38.048	155
2	13.547	16.324	34.227	33.413	1:37.511	153	11	13.843	16.178	<u>33.640</u>	<u>32.741</u>	<u>1:36.402</u>	154
3	13.938	16.754	34.028	33.231	1:37.951	152	12	13.782	<u>16.146</u>	33.751	32.874	1:36.553	154
4	13.299	16.018	33.401	32.795	1:35.513	155	<b>152 Dan THOMAS (NSW) (8th)</b>						
5	13.802	16.715	34.250	33.504	1:38.271	154	1	18.677	17.599	36.775	34.550	1:47.601 P	
6	13.505	16.340	33.607	32.645	1:36.097	154	2	13.958	16.355	34.040	33.953	1:38.306	151
7	13.418	16.154	33.541	32.659	1:35.772	154	3	13.923	16.561	33.802	33.460	1:37.746	151
8	13.372	16.157	33.854	32.749	1:36.132	154	4	13.774	16.597	34.197	33.316	1:37.884	152
9	13.304	<u>15.958</u>	<u>33.068</u>	<u>32.311</u>	<u>1:34.641</u>	154	5	13.757	<u>16.304</u>	<u>33.682</u>	33.248	<u>1:36.991</u>	151
10	13.558	17.097	34.697	33.691	1:39.043	156	6	14.675	19.379	45.746	34.833	1:54.633	152
11	13.413	16.241	33.645	34.211	1:37.510	154	7	13.939	16.557	33.853	<u>33.053</u>	1:37.402	151
12	13.299	<u>15.958</u>	33.193	32.362	1:34.812	156	8	<u>13.600</u>	16.484	33.911	33.112	1:37.107	153
13	<u>13.279</u>	16.370	33.621	33.267	1:36.537	156	<b>96 Jake BRETT (NSW) (14th)</b>						
1	19.800	18.502	37.498	35.611	1:51.411 P								

The results are provisional until the end of the time limit for protests and appeals.

  
 Chief Time Keeper - Scott Laing

  
 Clerk of Course - Tom Williams



Computime Race Timing Systems Pty Ltd © 1996  
 Licensed to Computime Race Timing Systems

[www.computime.com.au](http://www.computime.com.au)

COMPUTIME RACE TIMING SYSTEMS PTY LTD





ASBK.COM.AU f t i y

# Round 3 : Winton Motor Raceway : April 28 - 30

## YAMAHA R3 CUP

### Qualifying 2

Date: 29/04/17  
 Event: Q10  
 Weather: Partly cloudy - 19.0C  
 Track: Dry - Temp: 23.4C

Started at: 14:27:09  
 Laps: 20 Min  
 Starters: 17  
 Printed at: 14:53

### PROVISIONAL FASTEST LAPS SEQUENCE

Race Time	No	Name	Machine	Fastest Lap	On Lap
1:47.659	71	Tommy EDWARDS (NSW)	Yamaha YZF-R3	1:45.145	1
1:47.793	42	Jack PASSFIELD (NSW)	Yamaha YZF-R3	1:44.867	1
2:23.832	20	Hunter FORD (NSW)	Yamaha YZF-R3	1:43.794	1
3:25.170	71	Tommy EDWARDS (NSW)	Yamaha YZF-R3	1:37.511	2
3:25.426	23	Corey BRIFFA (NSW)	Yamaha YZF-R3	1:37.372	2
3:29.822	37	Jack MAHAFFY (VIC)	Yamaha YZF-R3	1:35.309	2
5:03.762	37	Jack MAHAFFY (VIC)	Yamaha YZF-R3	1:33.940	3
16:07.668	37	Jack MAHAFFY (VIC)	Yamaha YZF-R3	1:33.393	9

The results are provisional until the end of the time limit for protests and appeals.

*Scott Laing*  
 Chief Time Keeper - Scott Laing

*Tom Williams*  
 Clerk of Course - Tom Williams



Computime Race Timing Systems Pty Ltd © 1996  
 Licensed to Computime Race Timing Systems

[www.computime.com.au](http://www.computime.com.au)

COMPUTIME RACE TIMING SYSTEMS PTY LTD



ASBK.COM.AU f t i y

## Round 3 : Winton Motor Raceway : April 28 - 30

### YAMAHA R3 CUP

### Qualifying 2

Date: 29/04/17  
 Event: Q10  
 Weather: Partly cloudy - 19.0C  
 Track: Dry - Temp: 23.4C

Started at: 14:27:09  
 Laps: 20 Min  
 Starters: 17  
 Printed at: 14:53

### PROVISIONAL BEST PARTIAL TIMES

Pos	Split 1		Split 2		Split 3		Split 4		LAP		Ideal	Fastest
	Name	Time	Name	Time	Name	Time	Name	Time	Name			
1	J. MAHAFFY	12.968	J. MAHAFFY	15.699	J. MAHAFFY	32.594	J. MAHAFFY	32.019	J. MAHAFFY	1:33.280	1:33.393	
2	J. PASSFIELD	13.244	C. BRIFFA	15.712	J. PASSFIELD	32.852	T. EDWARDS	32.311	H. FORD	1:34.364	1:34.731	
3	T. EDWARDS	13.279	H. FORD	15.739	H. FORD	32.947	H. FORD	32.345	C. BRIFFA	1:34.581	1:34.892	
4	H. FORD	13.333	B. BRAMICH	15.821	T. EDWARDS	33.068	B. BRAMICH	32.377	J. PASSFIELD	1:34.585	1:35.011	
5	C. BRIFFA	13.348	J. PASSFIELD	15.861	C. BRIFFA	33.092	C. BRIFFA	32.429	T. EDWARDS	1:34.616	1:34.641	
6	B. BRAMICH	13.445	T. EDWARDS	15.958	B. BRAMICH	33.284	J. PASSFIELD	32.628	B. BRAMICH	1:34.927	1:34.970	
7	D. THOMAS	13.600	L. TAYLOR	16.146	L. TAYLOR	33.640	L. TAYLOR	32.741	L. TAYLOR	1:36.270	1:36.402	
8	A. HANNAN	13.713	A. HANNAN	16.199	D. THOMAS	33.682	B. HOCKING	32.869	D. THOMAS	1:36.639	1:36.991	
9	L. TAYLOR	13.743	D. THOMAS	16.304	B. HOCKING	34.011	D. THOMAS	33.053	B. HOCKING	1:37.072	1:37.192	
10	B. HOCKING	13.745	B. HOCKING	16.447	A. HANNAN	34.331	A. HANNAN	33.259	A. HANNAN	1:37.502	1:37.738	
11	T. RELPH	13.971	T. RELPH	16.542	T. RELPH	34.455	T. RELPH	33.778	T. RELPH	1:38.746	1:38.782	
12	C. BALEN	14.249	C. DOBIE	17.149	C. DOBIE	35.069	C. BALEN	34.228	C. BALEN	1:41.366	1:41.739	
13	J. BRETT	14.294	C. BALEN	17.177	C. BALEN	35.712	T. RYAN	34.809	C. DOBIE	1:41.408	1:41.590	
14	C. DOBIE	14.299	J. BRETT	17.430	J. BRETT	35.897	C. DOBIE	34.891	J. BRETT	1:42.777	1:43.177	
15	T. RYAN	14.437	T. RYAN	17.504	T. RYAN	36.593	J. BRETT	35.156	T. RYAN	1:43.343	1:43.551	
16	J. SITA	14.894	M. BOTTOML	17.994	M. BOTTOML	37.329	M. BOTTOML	36.226	M. BOTTOML	1:46.509	1:47.073	
17	M. BOTTOML	14.960	J. SITA	18.148	J. SITA	38.759	J. SITA	36.386	J. SITA	1:48.187	1:48.396	

The results are provisional until the end of the time limit for protests and appeals.

*Scott Laing*  
 Chief Time Keeper - Scott Laing

*Tom Williams*  
 Clerk of Course - Tom Williams



Computime Race Timing Systems Pty Ltd © 1996  
 Licensed to Computime Race Timing Systems

[www.computime.com.au](http://www.computime.com.au)

COMPUTIME RACE TIMING SYSTEMS PTY LTD





ASBK.COM.AU f t i y

## Round 3 : Winton Motor Raceway : April 28 - 30

### YAMAHA R3 CUP Overall Qualifying

#### PROVISIONAL MERGED CLASSIFICATION

Date: 29/04/17

Printed at: 14:53

Pos	No	Gr	Name	Machine	Event Q01	Event Q10	Fastest Lap
1	37	J	Jack MAHAFFY (VIC) / JDS Moto / JTL Insurance / Eastern Security Doors / TelMe Fleet / Signpro	Yamaha YZF-R3	1:35.418	1:33.393	1:33.393
2	71	J	Tommy EDWARDS (NSW) / Alpinestars / Yamaha Aust. / Repsol / Bell / Dunlop / Nautical Pools	Yamaha YZF-R3	1:34.902	1:34.641	1:34.641
3	20		Hunter FORD (NSW) / O Fox / City Coast M-cycles / MV Agusta Parramatta / Earmold / RST	Yamaha YZF-R3	1:34.834	1:34.731	1:34.731
4	23		Corey BRIFFA (NSW) / Alex Cudlin M-sports / St. Phillip Christian College Cessnock / Eastcoast	Yamaha YZF-R3	1:35.233	1:34.892	1:34.892
5	24	J	Ben BRAMICH (VIC) / Ron Angel Classic Racing / Nolan Helmets / Ricondi / Whinner M-cycles	Yamaha YZF-R3	1:35.507	1:34.970	1:34.970
6	42	C	Jack PASSFIELD (NSW) / Stay Upright / GASD Suspension / D Moto / Valley Fitness / Link Internl.	Yamaha YZF-R3	1:35.693	1:35.011	1:35.011
7	151	J	Locky TAYLOR (QLD) / Locky Taylor Racing / LKI Brand / Fitness2Podium / Perth Hydrographics	Yamaha YZF-R3	1:36.938	1:36.402	1:36.402
8	152	D	Dan THOMAS (NSW) / LTR Honda / Inglis Plumbing / Marriott's Smash Repair / S'moto Armidale	Yamaha YZF-R3	1:38.353	1:36.991	1:36.991
9	34		Boyd HOCKING (VIC) / DPH Motorsport Yamaha	Yamaha YZF-R3	1:37.711	1:37.192	1:37.192
10	13		Andrew HANNAN (VIC) / Ringwood Automatics	Yamaha YZF-R3	1:37.410	1:37.738	1:37.410
11	28	C	Tayla RELPH (QLD) / North Star Yamaha / Motorcycle Sportsmen / Pirelli / MotoNational Access.	Yamaha YZF-R3	1:38.075	1:38.782	1:38.075
12	31		Chris DOBIE (NSW) / AMCN / Pirelli / YMF / Fred Gassit Yukkarn	Yamaha YZF-R3	1:41.238	1:41.590	1:41.238
13	11		Chris BALEN (NSW)	Yamaha YZF-R3	1:41.518	1:41.739	1:41.518
14	53		John HENDERSON (VIC)	Yamaha YZF-R3	1:41.902		1:41.902
15	96	D	Jake BRETT (NSW) / Bikebiz / Intune Automotive / Dunlop	Yamaha YZF-R3	1:45.150	1:43.177	1:43.177
16	70	J	Troy RYAN (NSW) / Taree Motorcycles	Yamaha YZF-R3	1:44.318	1:43.551	1:43.551
17	27		Mark BOTTOMLEY (VIC)	Yamaha YZF-R3		1:47.073	1:47.073


Qualifying Time: 1:47.402


Non-qualifiers

18	65	C	Jonah SITA (WA) / Flashpoint Motosport	Yamaha YZF-R3	1:49.866	1:48.396	1:48.396
----	----	---	--	---------------	----------	----------	----------

\*\*\* NON-QUALIFIER TO SEEK PERMISSION FROM CLERK OF COURSE TO START \*\*\*

The results are provisional until the end of the time limit for protests and appeals.

  
Chief Time Keeper - Scott Laing

  
Clerk of Course - Tom Williams



Computime Race Timing Systems Pty Ltd © 1996  
Licensed to Computime Race Timing Systems

[www.computime.com.au](http://www.computime.com.au)

COMPUTIME RACE TIMING SYSTEMS PTY LTD







ASBK.COM.AU f t i y

# Round 3 : Winton Motor Raceway : April 28 - 30

## YAMAHA R3 CUP EVENTS 3, 5, & 11

### PROVISIONAL MERGED GRID SHEET

Date: 29/04/17

Printed at: 14:53



	3 <b>20</b> H. FORD 1:34.731	2 <b>71</b> T. EDWARDS 1:34.641	1 <b>37</b> J. MAHAFFY 1:33.393	<b>1</b>
6 <b>42</b> J. PASSFIELD 1:35.011	5 <b>24</b> B. BRAMICH 1:34.970	4 <b>23</b> C. BRIFFA 1:34.892		<b>2</b>
9 <b>34</b> B. HOCKING 1:37.192	8 <b>152</b> D. THOMAS 1:36.991	7 <b>151</b> L. TAYLOR 1:36.402		<b>3</b>
12 <b>31</b> C. DOBIE 1:41.238	11 <b>28</b> T. RELPH 1:38.075	10 <b>13</b> A. HANNAN 1:37.410		<b>4</b>
15 <b>96</b> J. BRETT 1:43.177	14 <b>53</b> J. HENDERSON 1:41.902	13 <b>11</b> C. BALEN 1:41.518		<b>5</b>
	17 <b>27</b> M. BOTTOMLEY 1:47.073	16 <b>70</b> T. RYAN 1:43.551		<b>6</b>

\*\*\* NON-QUALIFIER TO SEEK PERMISSION FROM CLERK OF COURSE TO START \*\*\*

The results are provisional until the end of the time limit for protests and appeals.

*Scott Laing*  
Chief Time Keeper - Scott Laing

*Tom Williams*  
Clerk of Course - Tom Williams



Computime Race Timing Systems Pty Ltd © 1996  
Licensed to Computime Race Timing Systems

[www.computime.com.au](http://www.computime.com.au)

COMPUTIME RACE TIMING SYSTEMS PTY LTD

